



Children's House

Montessori School

A Note from the Head of School

Hello Children's House Families!

What a happy fall it has been! Our Trunk or Treat event was so fun, and we had hundreds of people both from our school community, and the community at large, come through to experience it all. We will be having a new event coming up soon. We'll be hosting a plant and craft sale on December 2 from 3:00-6:30. We'll send more information on that as we get closer to the date. If you are crafty and would like to set up a table to sell things, please let me know. We are hoping to get permission from the fire department to have a big bonfire and have s'more making kits available to purchase.

Thanks to all who came to the Friends of Children's House meeting. We will meet occasionally throughout the school year to talk about upcoming events and how parents can help. We'll always send out the minutes, so if you can't attend but still want to help, you can.

Holiday Performance will be Thursday Dec. 15 at 5:00. We will be sending information about what the children should wear, and what time they should arrive, in the next few weeks.

We've had some illness going through the school these last few weeks. If your child is not feeling well, it is best to keep them home. There are certain things that mean the cannot be in school. These include:

Vomiting (must be symptom free and medication free for 24 hours before returning)

Diarrhea (must be symptom free and medication free for 24 hours before returning)

Fever (must be symptom free and medication free for 24 hours before returning)

Anything (except and ear infection) that requires antibiotics or another prescription that takes 24 hours to take effect.

If your child does not have the above symptoms, but is feeling ill enough that it affects their regular activity level, they should stay home.

I hope you have all had a wonderful fall, and we look forward to all that will be coming this winter!

 Ms. Kelly

Important Upcoming Dates:

Fri. Nov. 11:
School is Closed -
Veteran's Day

Fri. Nov. 28:
In School Thanksgiving
Celebration

Fri. Nov. 28:
Half Day -
School Closes at 11:30

Mon.-Fri. Nov. 21-25
No School -
Thanksgiving Recess

Fri. Dec. 2
Plant and Craft Sale
3:00-6:30

Thur. Dec. 15:
School Closes at 3:00
(No After School Care)
Holiday Performance 5:00

Fri. Dec. 16 - Tue. Jan. 3:
No School -
Holiday Recess



The Toddler Class with Ms. Connie and Ms. Heather

The toddlers are growing and learning beautifully. Each student can get their placemat and plate, carrying each with two hands. The students are beginning to grasp doing their own work. They are also playing more with each other and learning personal space. Our students are trying to take their own shoes on and off. We have introduced play-dough and use tools to cut hearts, circles and squares. Soccer has become our class sport. Furthermore, we occasionally get to pet the chickens that we see everyday. Lastly, Mr. Bubbles has moved and now his bubbles have an even wider reach.



"Do not tell them how to do it. Show them how to do it and do not say a word. If you tell them, they will watch your lips move. If you show them, they will want to do it themselves." ~Maria Montessori

Montessori in the News

When we think of Montessori, we think of children in school. However, Montessori methodology is used in other ways as well. Born Inside is a program being used in the United Kingdom. Developed by the Maria Montessori Institute, it is a program that is designed to help women in the Mother and Baby Unit in the Holloway and Bronzefield Prisons. They use Montessori techniques with the babies and the mothers while they are incarcerated to develop self-reliance and responsible parenting. They have a Montessori environment where the mothers and babies attend lessons that are developmentally appropriate and where the babies can explore freely. Mothers are encouraged to bond with their babies through play, singing, and reading to them. The hope is that the babies receive a beautiful and healthy start to life so they are less likely to engage in antisocial behaviors later in life, and that the mothers form a strong bond with their babies, and learn how to care for them properly, which will give them an incentive not to reoffend as they won't want to be separated from their children.

The Primary Class with Ms. Amy and Ms. Cory



Fall was in full swing this October in the Primary classroom, by the end of the month the room was decorated with fall leaves and Halloween prickings. The class was very excited the last week of October as everyone was looking forward to Trunk or Treat and the Halloween parade.



Pictured above, caring for our chickens is a favorite activity with our Primary students. Pictured below, we are so excited about being able to have the two new chicks here!

Mark, Jaxon, and Theo had birthdays within the same week and we were able to celebrate them all on the same day! (pictured right)




Ms. Amy doing some face painting on Halloween.

“At some given moment it happens that the child becomes deeply interested in a piece of work; we see it in the expression on his face, his intense concentration, the devotion to the exercise.”

~Maria Montessori

The Elementary Class with Ms. Kalie and Ms. Nikki



“IN THE CHILD IS MUCH KNOWLEDGE, MUCH WISDOM. IF WE DO NOT PROFIT FROM IT, IT IS ONLY BECAUSE OF NEGLECT ON OUR PART TO BECOME HUMBLE AND TO SEE THE WONDER OF THIS SOUL AND LEARN WHAT THE CHILD CAN TEACH.”

~ MARIA MONTESSORI

This month we started off with our First Great Lesson, Coming of the Universe. The children have begun to dive into the topic of time (days of the week, months of the year, etc.). The Upper Elementary grades have worked very hard on recreating the timeline of life. We ended the month celebrating Halloween!



At left: The set up for the first Great Lesson. There are five of them.

- *First Great Lesson – Coming of the Universe and the Earth
- *Second Great Lesson – Coming of Life
- *Third Great Lesson – Coming of Human Beings
- *Fourth Great Lesson – Communication in Signs
- *Fifth Great Lesson – The Story of Numbers

The Gardens with Ms. Sharon, Ms. Jessica, and Ms. Diane

The garden has stayed as busy as ever! Recovering from the hurricane, cleaning up debris and getting lessons back on track have taken up a lot of time this last month. On top of that we are already looking ahead to our Holiday Plant and Craft Sale coming up on Dec. 2. Mark your calendars! We will be selling more plants as well as allowing people to offer various handmade crafts for sale. Proceeds will go Children's House and the garden. It will be a great opportunity to support our community and pick up a few items for the gift-giving season.

Primary and elementary students have planted vegetable and flower seeds. They also helped plant garlic and shallot bulbs in the garden. Our new mini-greenhouse is full of seedlings and some slightly larger plants! Some will go in our garden and some will be available for purchase at the sale. They've also taken cuttings of perennials, herbs and houseplants, and potted up older cuttings into pots. All the time they are learning about how to care for and propagate plants, as well as reviewing the parts of a plant and their functions.

Primary students had lessons about living vs. non-living and the butterfly life cycle. Both primary and elementary students reviewed the chicken life cycle and got to meet our new chicks! Leading up to Halloween primary students were also introduced to the parts of a pumpkin. We will continue those lessons through Thanksgiving, adding in the life cycle of pumpkins as well as learning about parts of an acorn and how it fits into the oak tree life cycle. Both levels also got to help in the creation of scarecrows for the trunk-or-treat which they greatly enjoyed.



Weeding, trimming and mulching the gardens have been done in both gardens as well, with the older elementary students really taking the lead in the care of not only their environment, but also the larger primary garden. We also hope to begin taking care of the garden in front of the yoga and Spanish building before too long!



Elementary students also got a chance to investigate different types of carnivorous plants as well as help set up their new carnivorous plant area in their garden. Now both levels have access to these strange and beautiful organisms.





As ever the garden is appreciative of any donations of plants or potting soil. If your child has a birthday coming up, consider donating a plant they can help us put in the garden. Several students have recently planted their birthday plants and they enjoy taking special care of them. It helps foster their excitement about and stewardship of our beautiful outdoor environment.

"To plant a garden is to believe in tomorrow."

~Audrey Hepburn



Yoga with Ms. Sunny



Spanish with Ms. Noemi



The students are working wonderfully during class. I am so honored to be able to be with them in this learning process. Spanish is a standards-based program that includes interesting topics, authentic culture, and real-life communication to motivate students to learn Spanish. Its instruction uses a balanced approach that practices reading, writing, listening, and speaking, and introduces students to cultures throughout the Spanish speaking world. Please note that we do take a few minutes of every class to review some of the vocabulary already learned in class. The journals are usually taken home at the end of the school year.

My goal is to give students a foundation for exploring and understanding Spanish-speaking cultures and peoples. Through completing the activities, students will employ critical thinking skills as they compare the Spanish language and its cultures with those of their own community. I hope that your student will become aware of how Spanish is used every day in the real world.

Please feel free to email me at noemi1rv@gmail.com with any questions or concerns throughout the school year. I am looking forward to a rewarding year as your student successfully discovers the advantages of learning the Spanish language.

What did you do at school today?

If you ask your child this question, you may get some answers that don't give you a lot of information about what they are learning. The Pink Tower, The Brown Stairs, The Stamp Game, The Knobless Cylinders, The Color Tiles, Pin Maps, etc. I'll include some lessons in the newsletters to give you the chance to have a deeper conversation about what they are doing each day, or at least have a better understanding of it all.

Racks and Tubes

This is a math material used for long division. There are different stages to this material and it's used over the course of a few years. Here's how it works. To start, the student will be given a division problem with a four digit dividend, divided by a one digit divisor (for example, $9764 / 4$). They build the dividend by putting beads in their respective cups. There is a color code that the children know well (green for units, blue for tenths, red for hundreds, green is also used for units of thousands). They then put skittles in the top of the board to represent the divisor.

They are now ready to distribute the beads starting with the thousands. Using the equation above, there is one thousands bead left over (four skittles, two thousands beads per skittle, one left over). The student would write 2 as the first number in their answer. The student then needs to exchange the thousand bead for ten of the hundreds beads.

There were seven hundreds in the red cup, and we have now added ten more for a total of seventeen hundreds beads. Sixteen of them are distributed to the four skittles, and that leaves one left over to exchange for ten tenths beads. With four rows of hundreds beads, we can make the second number in our answer a 4.

We add the ten tenths beads to our blue cup and now have total of sixteen tenths beads. This gets divided evenly under the four skittles, giving us another 4 as our third number in the answer. There is no exchange to be done here, so the four units beads in the green cup get distributed under the four skittles, which means our last number is 1.

They now can see that $9764 / 4 = 2441$

The ability to work this problem out in a hands-on way will help them learn this skill on a much deeper level than just through memorization using a pencil and paper. Eventually, they won't need this material any longer and will be able to process problems like this it on their own.



Helpful Tips

If you're like most parents, you may struggle with getting your child to follow your directions the first time you ask. [This video](#) might be helpful in changing that behavior. It focuses on Toddlers, but can really be applied to most any age.

You may wonder why we ask the parents to say goodbye either outside or at the classroom door. The classroom is your child's environment. Parents are invited in on special occasions, but we want them to feel that this is their space, separate from their parents. So, if we ask you to say goodbye at the door, it is not meant to be dismissive, just to keep that environment sacred.

Halloween Fun!

Some of the creative trunks



Day of the Dead



Mad Hatter Tea Party



Witches Potions



Trunk or Treat Event

Thank you to everyone who volunteered and/or came to Friday night's event! I'd like to thank Faith Lutheran Church for partnering with us. Thank you also to DeLand Feed for donating the hay bales, and Lowes for donating the mums. Finally, a huge thank you to Ms. Morgan (pictured left), the Queen of Halloween, for her tireless work and amazing imagination in making this event so fun.



Mutant Garden, Day vs Night

In School Celebration

