



Children's House

Montessori School

Newsletter

October 2021



A Message from the Head of School

Dear Children's House Community,

With the excitement of Halloween ending, we look ahead to a time of giving thanks. This time of year goes so quickly with the holidays in November and December, so it's so important to slow down when we can to truly enjoy the experiences we are able to have.

We would like to take this opportunity to thank all of the Veterans, particularly those who are members of our school community. Your service is deeply appreciated.

Normally, we come together as a school to share what we are thankful for. However, this year, the children will be creating something special that we'll be emailing out to each class. We'll be sending those out on the Friday before Thanksgiving, so keep an eye out for that!

We have a need for a few volunteers. Here are the tasks.

- *Repairing or replacing a sink pipe
- *Building a new sandbox in the toddler play area
- *Moving a wooden structure
- *Repairing a Sliding Glass Door
- *Building a patio roof
- *Mending chain link fences/gates

Ms. Tashira would also like to have a volunteer to come and work with a few children in the garden area. It would be for about one hour, just a few days each week. Children would learn to water, weed, plant, and any other gardening tasks you can think of! If you are interested in volunteering for any of these things, please let me know.

I wish you a month filled with joy and thankfulness!

Take good care,
Ms. Kelly



Calendar Events for November

-Nov 1 and 2: Parent / Teacher Conferences,
No School

-Nov 11: Veteran's Day
No School



-Nov 19: In School Thanksgiving Celebration
Half Day
11:30 Dismissal




-Nov 22-26:
Thanksgiving Break

"If education is always to be conceived along the same lines of a mere transmission of knowledge, there is little to be hoped from it in the bettering of a man's future."

~Maria Montessori



What's Growing in the Gardens?



The Primary students have been busy tending to our garden area. They watered and weeded the vegetable, herb, and flower beds. To add some color to the chicken area, students helped plant marigolds in the planter boxes.

Our school rabbit and chickens require daily care. Students filled the chicken feeders and waterers. The hens enjoyed dried corn crushed by the students in a mortar and pestle.

Along with caring for our domestic animals, students cared for the wild animals by crushing Cheerios for birds and squirrels. The bird bath was cleaned by the students and filled with fresh water for the birds. We have some very happy animals visiting our garden.

Our patios require frequent sweeping. There are always many volunteers to help with this task.

We continued to observe our tadpoles. They are growing and changing. Six tadpoles turned into adult frogs! The students enjoyed adding spinach leaf bits to the habitat to feed the tadpoles.

Students learned how farmers use scarecrows and made a few scarecrows for the trunk or treat festivities. Everyone wanted to help crumple sheets of newspaper to stuff the scarecrows. The scarecrows will be displayed on the spooky path at the Trunk and Treat festivity.



This month in the Lower Elementary garden, we have been preparing for fall, and the Halloween Trunk or Treat. We have planted mums, donated by Ms. Morgan, to add fall color and make our garden more festive and beautiful. Each class also built a scarecrow for our Trunk or Treat. As always we are weeding and trimming. We also planted basil, parsley, bell peppers and onions in our vegetable and herb gardens.



The Toddler Class

With Ms. Tashira and Ms. July



The Primary Class

With Ms. Amy, Ms. Cory, and Ms. Morgan



Music with Ms. Tatiana

We have been having lots of fun in music exploring new music, playing different instruments, and finding our voices!

We started the school year with Classical Music Month (September). The children moved and danced to pieces by famous composers, such as Tchaikovsky's Swan Lake and Beethoven's Symphony No. 5.

This month, we traveled around the world explored Hispanic/Latinx music. The children got the opportunity to play instruments that matched each genre, from Mexican Mariachi to Brazilian Samba and Spanish Flamenco!

We are so excited to keep exploring different types of music and expanding our musical knowledge in new and exciting ways!

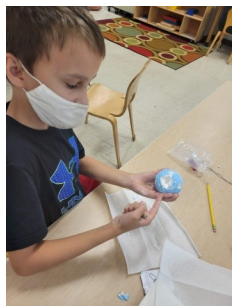



The Upper Elementary Class

With Mr. Keegan, Ms. Diane, Ms. Travis, and Mrs. Clarke with Ms. Noemi

Upper elementary students have been researching and writing biographical reports for their chosen historical figure. They are creating either a prop or a costume to accompany the report. In math, they are studying polygons by identifying, a measuring and learning the components of them. In art, upper elementary constructed a scarecrow modeled after a teenage girl and they carved 2 jack-o'-lanterns. They also continued work on their Mexican sugar skull artwork. In geography they worked on labeling continental maps. The students also successfully raised a monarch caterpillar into a chrysalis.

After accomplishing all our lessons, we had some cool activities within the classroom. For example, since Halloween is around the corner, we did our "create your own monster". The creativity was awesome and helped the students learn a new skill, collaborating, and creating something meaningful which is satisfying and turns out to be fun work. We also had a day where we were all "archeologists" for a little moment chipping away on these yarn balls to see what we were going to discover inside. Each yarn ball had a hidden surprise which was an exciting and fun moment for all of us.



The elementary classroom community fosters the self development of the child; self discipline, self control, self motivation, and self respect.



The Lower Elementary Class

with Ms. Princess and Ms. Nikki



We have been working really hard on our cur cursive handwriting, and researching and writing Halloween reports. Then, we presented our reports to the class.

In math, we are working on our addition, subtraction, and multiplication math facts to help us with our math work. Some of us are using the fraction insets and brushing up on place value.



Now to some other news; we went to the Pumpkin Patch. We played games and bought some pumpkins. It was fun!

We are very excited about the parade, going to the Health Center, and Trunk or Treat!

Thank you to Ms. Morgan for carving pumpkins with us! We had so much fun.

Last but not least, we added someone new to our class. A skinny pig! He doesn't have a name yet, but we are working on it. We'll keep you posted.



Thank you to all the parents for their support with our new addition in our class.



~Written by the Students

The Lower Elementary Class

with Ms. Patsy and Ms. Kalie



In preparation for Halloween, the children spent time researching a historical figure. In addition to practicing their research, reading, and writing skills, the students also dressed as this figure for our in school Halloween celebration!

The students carved pumpkins with Ms. Morgan and the pumpkins were used in the Spooky Woods Walk at the Trunk or Treat event on Friday night. During our in school celebration, we decorated Halloween cookies.

The children further explored the solar system by doing the Dance of the Planets in the parking lot. They were able to experience how the planets all orbit the sun, but not in a perfect circle.


We are looking forward to all that November has to bring, including the Thanksgiving celebration. Keep an eye out for an email about this upcoming event.



The Dance of the Planets



Halloween



After the parade, the Lower Elementary classes visited some local seniors. (above and left)

Thank you to everyone who volunteered for, or donated items and/or time to, the Trunk or Treat event! We had so much fun and look forward to making it an annual event.



Skeleton Fairy Hollow by day, and by night.



To Kelly Libby, Staff, and Families of Children's House, Friday's Trunk or Treat event was an amazing success and was enjoyed by many from our school, church, and neighborhood communities. As we begin to emerge from the limitations of the pandemic it was a joy to see people, and especially the children, enjoy this time of gathering, and fun. Oh, the candy!!! This expression of vitality in our little "neck of the woods" lets folks know there is something good going on here with the school and the church. It is our hope at Faith that the future holds more opportunities such as this. A great BIG Thank You to all involved. Trying to thank folks individually would be an impossible task, as there were so many who worked with energy, love, and creativity creating this very memorable experience.



Above: Ms. Dani helping set up, and having fun! Ms. Morgan and her husband CJ setting up the Spooky Woods Walk. Ms. Morgan shared her own decorations and made others for the Spooky Woods Walk, which was her idea. We have decided that she is the Queen of Halloween!

With gratitude,
All of Us at Faith Lutheran Church

The Montessori Bells



Excerpts from [Reach for Montessori](#)

Montessori sensorial materials aim to refine all of a child's senses, including their auditory sense. One of the most beautiful sensorial lessons a child will engage in is the Montessori Bells.

There are two sets of bells, the control set and the working set, with thirteen in each set. They start on middle C and travel up the chromatic scale a full octave. The control bells have black and white bases. The white are the natural notes and the black are sharp and flat notes. The working set has all brown bases and contains the same notes as the control set. A small wooden mallet is used to strike the bells and a small cloth-covered dowel is used to dampen the sound.

The purpose of this material is to help children develop auditory discrimination, which is the ability to recognize the differences in sounds. This is an important sense to refine, as it plays a role in literacy. When a child can discriminate between sounds, they have better speech perception, which means they can better detect the differences in phonetic sounds.

During lessons, the students learn to match the working set to the control set, put the bells back in order according to their tone (low to high notes), and also learn to play songs.

This material is also helpful for learning musical concepts and developing an appreciation for music and other sounds.

Even though Ms. Deborah retired after the last school year after teaching music for over 30 years, she stayed on to provide bell lessons. We are so happy and grateful that she wanted to do this!



(This photo was taken before COVID)